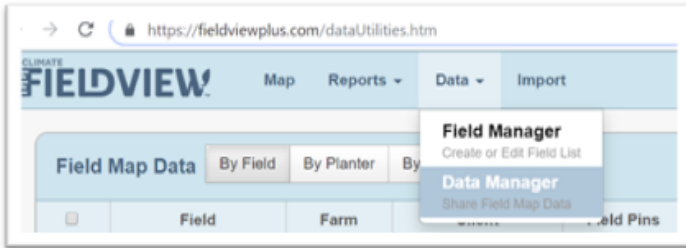


EXPORTING DIGITAL DATA FROM CLIMATE FIELDVIEW

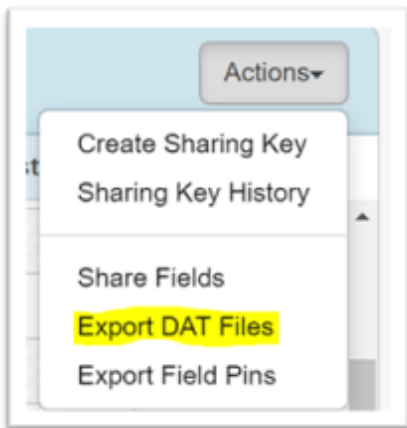
Login

<https://fieldviewplus.com/>
from your web browser.

Click "Data" from the top menu,
then click "Data Manager".

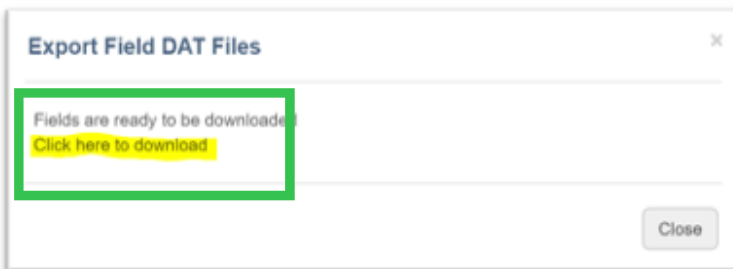


Select individual field(s) to share.



Click "Actions" in the top right
corner.

Select "Export DAT Files".



After the files are process, in the
"Export Field DAT Files" window
click "Click here to download".

Your file will download to your
computer.

Upload this zipped file to the Portal.
